


VII. Manual instruction




Crank clockwise, the back rise, crank counterclockwise the back drops,



Crank clockwise, the knee rise, crank counterclockwise the knee drops
Toilet quick open



Crank clockwise, the bed turn left, crank counterclockwise the bed turn right,



Warning: It is forbidden to use backrest adjust and turn left/right at the same time!

V. Transportation and storage

1. Transportation: Packed beds are available for general conveyance transportation and prevent rain and throw throw

2. Storage: Beds should be stored at a temperature of -5°C to $+55^{\circ}\text{C}$, and relative humidity should less than 85% of non-corrosive gases and ventilated environment, away from direct sunlight


Product description

All part are made by tooling to ensure uniform quality. Steel construction finishing with scratch and chip resistant of hard epoxy powder coating. Collapsible aluminum side rails. Mobile on 4x125mm diameter castors with individual brake


VI. Installation instruction

Manual crank mechanism has been installed and adjusted before the bed packaged, no need change

1. install the castor



2. install the side rails



3. Install head and foot board

Open the Plug-in on the ABS board, fit the plug-in with the block on the corner of the bed frame, push down the ABS board, it will locked automatically.



I . Product Instruction

To ensure safety and to avoid any problem in the bed during using, please read the instructions carefully before using. This manual may be varied due to product upgrade.

1. This bed for home care and rehabilitation of the old people.
2. Backrest, kneerest, turn left & right adjustable by manual crank mechanism at right side of the bed.
3. The bed installed 4 individual control quiet castors.
4. Accessories: shampoo basin, toilet basin, dinning table, I.V.Pole

II . Packing List

Head & foot board	1pairs
I.V.Pole	1pcs
Side rails	1pairs
Castors	4pcs
Shampoo basin	1pcs
Mattress	1pcs
Toilet basin	1pcs
Dinning table	1pcs
Bed frame	1pcs

III. Precautions

1. When raising the backrest, supine position is requested.
2. Do not touch the plug with wet hands.
3. When cleaning the bed, it is requested switch off the power and pull out the plug.
4. In everyday use, it is requested lock the brakes.
5. Do not operate the guardrail while lie on the bed to avoid any hurt.
6. Overload and crashing are prohibited. And slow down while move on uneven ground.
7. Prevent rain, use or storage in non-corrosive gases and ventilated indoor area, temperature is between -5°C to $+55^{\circ}\text{C}$, humidity is less than 85%.

IV. Cleaning and Maintenance

1. Please use soft cloth to clean, disinfect and detergent the bed, and then use a dry cloth to wipe the bed.
2. Scrub with a warm cloth soaking the mattress, and then shade in well-ventilated place to dry the mattress.
3. Regularly check if the screws are loose and the inspection cycle is once every six months.
4. Two years after the purchase of the product, pls pay attention to check whether the parts are severely alkali any, please stop using it immediately.
5. Do not place weights over than 10KG on the dinning table.
6. The home bed should use the matching mattress

USER MANUAL OF MANUAL HOSPITAL BED

(MODEL NO.: C02)

